

Team Members

Portfolio Manager Brent Woyat CIM, CMT
 Contact Phone # (604)699-0869
 Location Vancouver
 Years of Industry experience 27 Years

Mandate Overview

Start Date Jan 01, 2016
 Asset Category Canadian Equity
 Objective Moderate Growth
 Risk Profile Medium
 Minimum Account size \$25,000 CDN

Investment Objective

The primary objective is to deliver growth and income by investing in a concentrated portfolio of high quality Canadian companies that pay above average dividends.

Investment Strategy

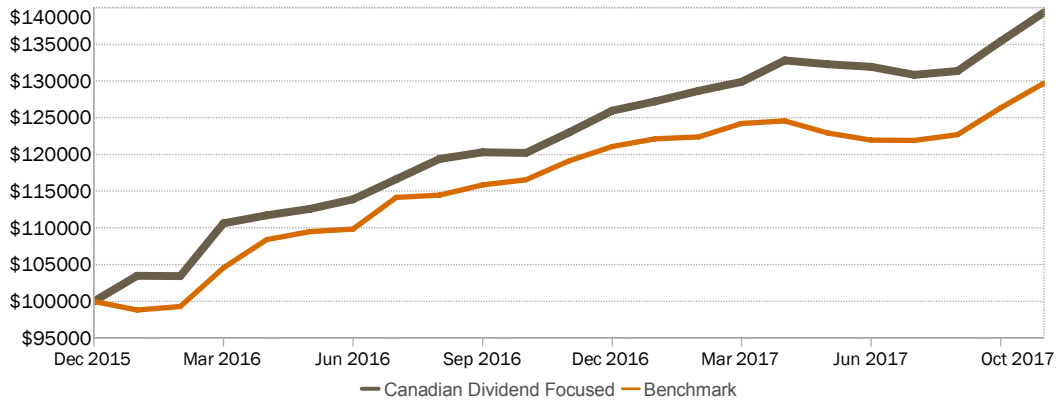
An active, large cap, disciplined value strategy, that combines the opportunity for capital appreciation with high dividend income. Stock selection is based on a quantitative, repeatable, rules-based process that focuses on companies which have historically paid above average dividends. Annual portfolio selection and reconstitution help minimize portfolio turnover and maximize tax efficiency.

Investment Philosophy

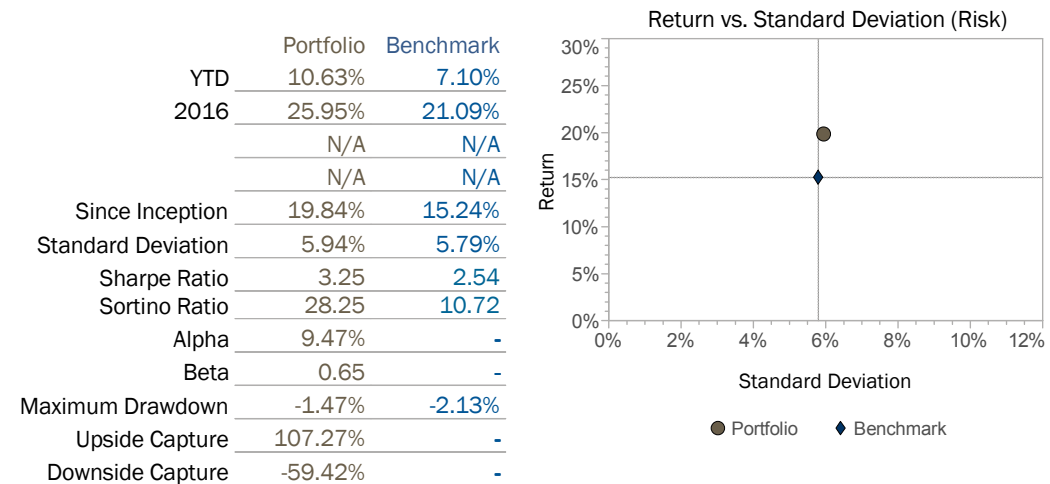
We believe that dividends are important in an investment portfolio, not the least of which is that there is an abundance of empirical evidence which suggests that portfolios consisting of securities with high dividend yields may produce attractive total returns over long measurement periods. The ability of companies to pay consistent dividends tends to be a reflection of strong cash flows and balance sheets, and may be a good indicator of long-term growth potential.

Historical Performance (Gross of Fees and in Canadian Dollars)

Growth of \$100,000



Returns	1 month	3 Months	6 months	YTD	1 year	Since Inception	Analysis Period
Portfolio	2.91%	6.48%	4.91%	10.63%	15.91%	19.84%	
Benchmark	2.66%	6.40%	4.13%	7.10%	11.27%	15.24%	



*since inception annualized returns and analytics

Top Holdings and Asset Class Breakdown

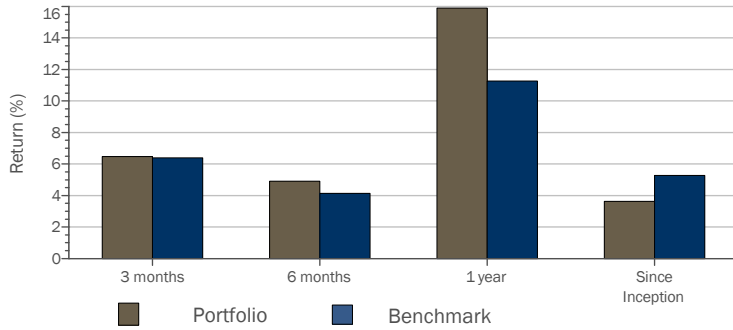
Top 10 Holdings	% Weight	Asset Class Breakdown	% Weight
INTER PIPELINE LTD	9.44	Canadian Equities	85.9
TELUS CORP	9.27	U.S. Equities	6
SHAW COMMS CL B NON-VTG	9.05	Cash and Equivalents	8.10
BCE INC NEW	8.86		
PEMBINA PIPELINE CORP	8.82		
CASH ACCOUNT	8.15		
NTL BK OF CDA	8.12		
EMERA INC	7.84		
BK OF NOVA SCOTIA	7.84		
PWR CORP CDA	7.76		
Combined Top 10 Holdings	85.16		

Blended Benchmark: 100% TSXCo

Return Data Source: Returns are gross, composite returns provided by Canaccord. The information herein has been obtained from sources that Canaccord Genuity Wealth Management believe to be reliable. However, Canaccord Genuity Wealth Management does not guarantee its accuracy or completeness and is not responsible for any errors or omissions. Reported returns and analytics are calculated on a time-weighted basis, are net of fees and transactions costs, and are annualized for periods of longer than 12 months, unless otherwise stated. Past performance is not necessarily indicative of future results. Canaccord Genuity Wealth Management is a division of Canaccord Genuity Corp., Member of the Canadian Investor Protection Fund.

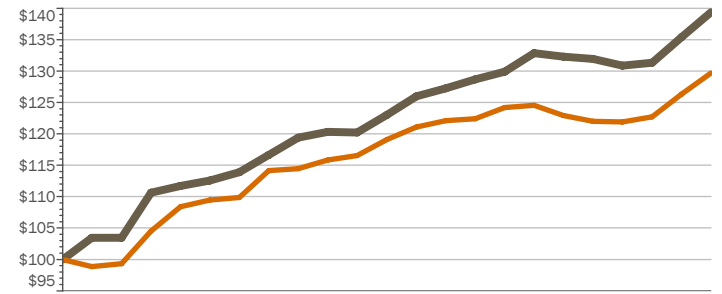
Performance

Manager vs Benchmark: Return

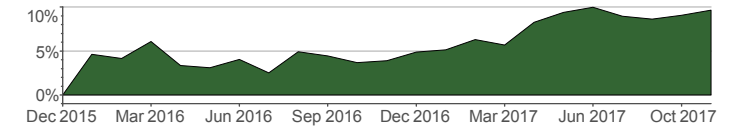


	3 months	6 months	1 year	Since Inception
Portfolio	6.48%	4.91%	15.91%	3.64%
Benchmark	6.40%	4.13%	11.27%	5.27%

Manager Performance



Cumulative Excess Return vs. Benchmark



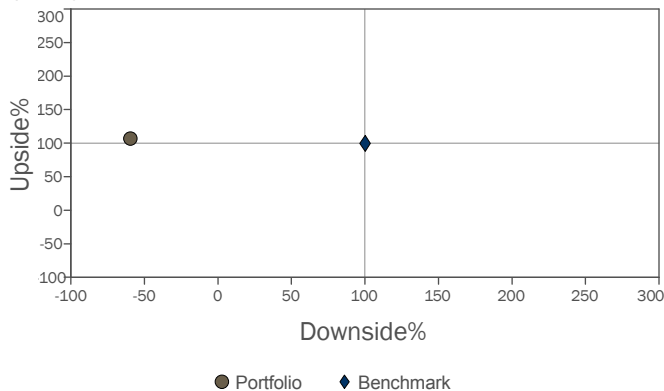
Periodic Returns

January, 2016 - October, 2017

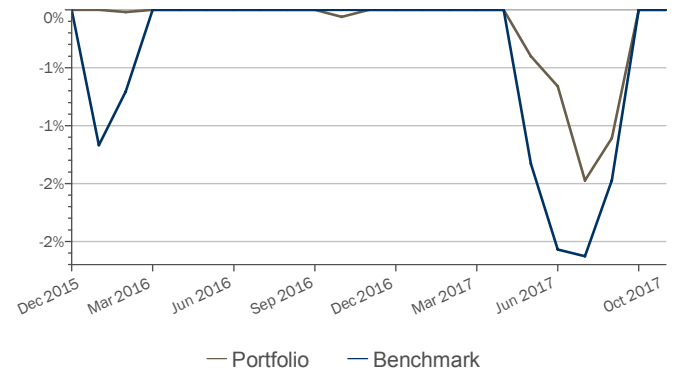
		Jan	Feb	Mar	Q1	Apr	May	Jun	Q2	Jul	Aug	Sep	Q3	Oct	Nov	Dec	Q4	Year
Portfolio	2017	1.02	1.13	0.95	3.13	2.25	-0.40	-0.26	1.58	-0.82	0.37	3.09	2.62	2.91	-	-	2.91	10.63
	2016	3.47	-0.02	6.94	10.63	0.99	0.77	1.14	2.93	2.43	2.35	0.77	5.64	-0.06	2.31	2.40	4.70	25.95
Benchmark	2017	0.85	0.21	1.49	2.57	0.28	-1.33	-0.75	-1.80	-0.06	0.67	2.95	3.58	2.66	-	-	2.66	7.10
	2016	-1.17	0.47	5.28	4.54	3.68	1.00	0.34	5.07	3.91	0.27	1.22	5.46	0.62	2.19	1.66	4.53	21.09

Risk

Upside / Downside



Drawdown



Blended Benchmark: 100% TSXCo

Return Data Source: Returns are gross, composite returns provided by Canaccord. The information herein has been obtained from sources that Canaccord Genuity Wealth Management believe to be reliable. However, Canaccord Genuity Wealth Management does not guarantee its accuracy or completeness and is not responsible for any errors or omissions. Reported returns and analytics are calculated on a time-weighted basis, are net of fees and transactions costs, and are annualized for periods of longer than 12 months, unless otherwise stated. Past performance is not necessarily indicative of future results. Canaccord Genuity Wealth Management is a division of Canaccord Genuity Corp., Member of the Canadian Investor Protection Fund.